
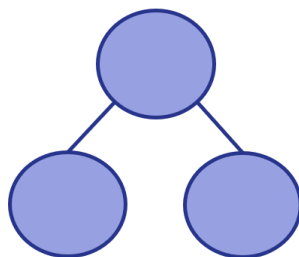



Known and Related Facts – Addition and Subtraction

EYFS	Year 1	Year 2	Year 3	Year 4	Year 5	Year 6
<p>Number bonds within 5.</p> <p>Some number bonds to 10.</p>	<p>Number bonds within 10.</p> <p>Number bonds to 10.</p>	<p>Number bonds to 10 and 20.</p> <p>Number bonds within 10 and 20.</p> <p>Number bonds to 100 multiples of 10.</p> <p>Complements to 100.</p>	<p>Number bonds scaled by 10 and 100.</p> <p>Complements to 100.</p> <p>Complements to 1000, multiples of 50.</p>	<p>Number bonds scaled by 100 and 1,000.</p> <p>Complements to 1000, multiples of 25.</p> <p>Number bonds to 1 ($\frac{1}{10}$s)</p> <p>Complements to 1 ($\frac{1}{10}$s and $\frac{1}{100}$s)</p>	<p>Number bonds scaled by, 1000, $\frac{1}{10}$ or $\frac{1}{100}$.</p> <p>Complements to 10,000, 100,000, 1,000,000.</p> <p>Complements to 1 ($\frac{1}{1000}$s).</p>	<p>Consolidation of all KS2 facts with a focus on missing box calculations that include bridging.</p> <p>400 + ? = 1,200 0.06 + ? = 1.4 1.7 - ? = 0.9</p> <p>Continue sequences involving addition.</p>



Progression in Mental Addition

	Year 1	Year 2	Year 3	Year 4	Year 5	Year 6
Known and related facts	4 + 3 14 + 3	54 + 3 40 + 30	154 + 3 400 + 300	4,000 + 3,000 0.4 + 0.3 0.04 + 0.03	40,000 + 30,000 400,000 + 300,000 0.004 + 0.003	<p>Children entering Year 6 should be secure with a range of mental and written strategies. Focus on revisiting and retaining these strategies. Encourage children to look at the numbers involved in a range of calculations and reason about the most effective method for each calculation.</p> <p>Present children with missing number questions and ensure that children can use an appropriate method to find the missing number.</p>
Place Value	10 + 4	54 + 20	524 + 50 560 + 300 394 + 10 987 + 100	3,400 + 300 3,976 + 100 6,000 + 90 6.1 + 0.3 2.5 + 0.05	54,000 + 3,000 296,729 + 10,000 400,000 + 80,000 + 5,000 4.572 + 0.005	
Place Value with partitioning one or both numbers	-	24 + 35	135 + 42 672 + 126	1204 + 321 2.5 + 6.4	10,340 + 9,400 4.5 + 2.093 4.76 + 2.216	
Counting on with bridging	8 + 5	48 + 5	148 + 5 80 + 50 680 + 50	3,428 + 5 5,380 + 50 3,800 + 500 0.08 + 0.05	268,000 + 5,000 80,000 + 50,000 280,000 + 50,000 1.928 + 0.005	
Place Value with partitioning, extending into bridging	-	18 + 16 48 + 25	76 + 62 460 + 150	760 + 380 2.36 + 5.27	54,765 + 11,400 8,347 + 7,200 87,000 + 65,000 4.73 + 4.091	
Near Doubles	4 + 5	5 + 6 6 + 7	60 + 50 70 + 80	600 + 500 6,000 + 5,000 1.6 + 1.5 0.06 + 0.05	15,000 + 16,000 150,000 + 160,000 0.006 + 0.005	
Reordering	2 + 7 4 + 7 + 6	14 + 7 + 6	53 + 29 + 47 99 + 145 + 201	520 + 241 + 380 2400 + 850 + 600 4.61 + 6.2 + 0.19	146 + 58 - 26 = 5.327 + 1.35 + 0.003	
Compensating	-	35 + 9 35 + 19 35 + 18	364 + 9 364 + 19 364 + 90 364 + 98	567 + 199 6729 + 998 4.6 + 1.9 4.78 + 1.99	739,036 + 90,000 657,086 + 98,000 6.764 + 0.009	
Adjusting	-	9 + 8 19 + 7	99 + 76 199 + 42	999 + 762 0.9 + 0.4 4.6 + 1.9 4.78 + 1.99	19,999 + 78 199,999 + 23,231 6.764 + 0.009	

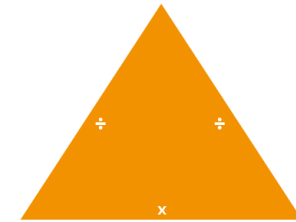
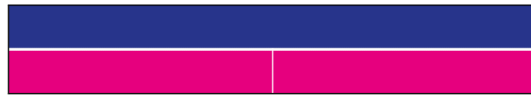
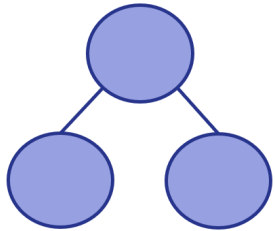
Progression in Mental Subtraction

	Year 1	Year 2	Year 3	Year 4	Year 5	Year 6
Known and related facts	7 – 4	87 – 4 70 – 40	147 – 4 700 – 400	7,000 – 4,000 0.7 – 0.4 0.07 – 0.04 1 – 0.06	70,000 – 40,000 700,000 – 400,000 0.007 – 0.004 1 – 0.008	<p>Children entering Year 6 should be secure with a range of mental and written strategies. Focus on revisiting and retaining these strategies. Encourage children to look at the numbers involved in a range of calculations and reason about the most effective method for each calculation.</p> <p>Present children with missing number questions and ensure that children can use an appropriate method to find the missing number.</p>
Place Value	17 – 7 17 – 10	67 – 7 78 – 40	570 – 40 758 – 400 404 – 10	5700 – 400 7021 – 1000 4,000 – 300 6.77 – 0.7 5.27 – 0.04	234,000 – 4,000 100,752 – 1,000 400,000 – 5,000 4.386 – 0.07 7.927 – 0.05	
Place Value with partitioning one or both numbers	-	65 – 32	145 – 32 676 – 132	1465 – 320 6.5 – 3.2	19,440 – 3,200 4.055 – 2.032 4.766 – 2.32	
Counting back with bridging	12 – 5	82 – 5 92 – 15	182 – 5 120 – 50 820 – 50	3422 – 5 5320 – 50 3200 – 500 3.2 – 0.5 5.32 – 0.05	302,000 – 5,000 340,000 – 80,000 5.132 – 0.005 24 – 3.042	
Finding the difference	-	21 – 18 52 – 45	92 – 88 310 – 250 404 – 395	808 – 770 1,005 – 950 7200 – 6500 5.2 – 4.8 1 – 0.63	51,000 – 45,000 350,000 – 290,000 1 – 0.584	
Compensating	-	27 – 9 47 – 19	237 – 9 237 – 18 237 – 99 237 – 98 237 – 90	83 – 28 142 – 98 256 – 129 3457 – 997 8.75 – 1.99	45,982 – 9,998 178,350 – 99,999 178,350 – 49,999 9.973 – 0.009	
Adjusting	-	-	-	7000 – 4927	50,000 – 6,283 200,000 – 4,382 1 – 0.692 24 – 3.042	

Known and Related Facts – Multiplication and Division

EYFS and Key Stage 1

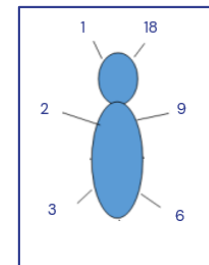
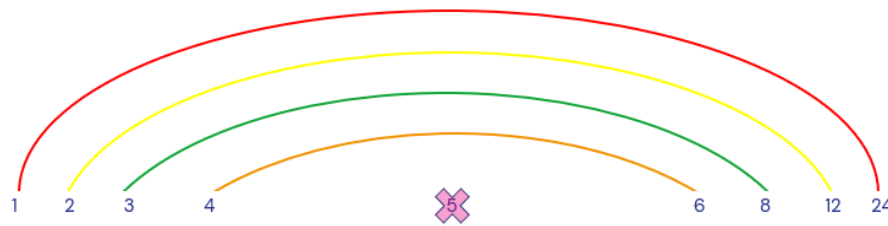
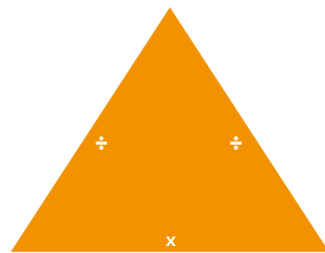
EYFS	Year 1	Year 2
<p style="text-align: center;">Double numbers up to 5.</p> <p style="text-align: center;">Share 10, 8, 6, 4, 2 equally in practical contexts and understand that these numbers are even.</p>	<p style="text-align: center;">Double numbers up to 10.</p> <p style="text-align: center;">Recall half of 10, 8, 6, 4 and 2.</p> <p style="text-align: center;">Count on and back in 2s, 5s, and 10s</p> <p style="text-align: center;">Share into 2, 5 and 10 equal groups.</p>	<p style="text-align: center;">Recall and use multiplication and division facts for the 2, 5 and 10 multiplication tables.</p> <p style="text-align: center;">Link multiplying and dividing by 2 to doubling and halving.</p>



Known and Related Facts – Multiplication and Division

Key Stage 2

Year 3	Year 4	Year 5	Year 6
<p>Recall and use multiplication and division facts for the 2, 3, 4, 5, 8 and 10 multiplication tables.</p> <p>Use place value knowledge to derive scaled multiplication facts. (Scaled by 10)</p> <p>Count in multiples of 50 and 100 and explain the relationship between them.</p>	<p>Recall and use multiplication and division facts for multiplication tables up to 12×12.</p> <p>Use place value knowledge to derive scaled multiplication facts. (Scaled by 100)</p> <p>Count in multiples of 25 and 1000.</p> <p>Use place value knowledge to derive scaled multiplication facts. (Scaled by 100)</p>	<p>Recall and use multiplication and division facts for multiplication tables up to 12×12.</p> <p>Use place value knowledge to derive scaled multiplication facts. (Scaled by 1000, $\frac{1}{10}$ or $\frac{1}{100}$.)</p> <p>Identify multiples and factors, including finding all factor pairs of a number, and common factors of two numbers.</p> <p>Recall prime numbers up to 19.</p> <p>Recognise and use square numbers and cube numbers, and the notation for squared (2) and cubed (3)</p>	<p>Recall and use multiplication and division facts for multiplication tables up to 12×12.</p> <p>Solve missing box calculations with a range of scaled facts.</p> <p style="text-align: center;">$0.4 \times ? = 2.4$ $2400 \div ? = 80$</p> <p>Identify common factors, common multiples and prime numbers.</p> <p>Continue sequences involving multiplication (Algebra).</p>



Progression in Mental Multiplication

	Year 1	Year 2	Year 3	Year 4	Year 5	Year 6
Known and Related Facts	-	$5 \times 2 = 2 \times 5$	4×8 40×8	6×7 60×7 600×7	$4,000 \times 7$ 40×70 400×70 0.4×7 0.04×7	$? \times 7 = 28,000$ $40 \times ? = 2,800$ $400 \times ? = 28,000$ $0.4 \times ? = 2.8$ $? \times 7 = 0.28$
Doubling	Double 9	Double 14 Double 17 Double 40 Double 35	Double 38 Double 70 Double 65 Double 300 3×4 4×8	Double 78 Double 340 Double 800 Double 4,000 16×4 15×8	Double 678 Double 8,000 Double 12,000 Double 7.8 125×4 120×8	Apply doubling to problem solving and algebra. $2n + 4 =$
Multiplying by Powers of 10	-	3×10	30×10	36×10 845×10 68×100	$38,456 \times 10$ $3,672 \times 100$ $782 \times 1,000$ $6.48 \times 10/100/1,000$	$6.936 \times 10/100/1000$
Partitioning	-	-	24×5	132×3	2.62×4	All of these methods are taught prior to Year 6. Children will reflect on the numbers involved in a calculation and choose the most appropriate strategy.
Compensating	-	5×9	8×9	7×9 39×5	150×9	
Associative Law	-	-	-	$2 \times 4 \times 7$ $= 2 \times 7 \times 4$	$6 \times 4 \times 7$ $= 6 \times 7 \times 4$	
Distributive Law	-	-	-	$6 \times 7 = 6 \times (5 + 2)$ $= 6 \times 5 + 6 \times 2$ $= 30 + 12$	250×7 $= 250 \times (4 + 3)$ $= 1000 + 750$	
Double one side, half the other	-	-	-	18×5 24×5	24×50 36×25	
Multiplying by a Power of 10 and halving	-	-	8×5	6×5 18×5 24×5	18×5 24×50 36×25	
Factorising	-	-	-	7×6 $= 7 \times 3 \times 2$	53×20 $= 53 \times 2 \times 10$ Or $= 53 \times 10 \times 2$	

Progression in Mental Division

	Year 1	Year 2	Year 3	Year 4	Year 5	Year 6
Known and Related Facts	-	$10 \div 2 = 5$ $10 \div 5 = 2$	$32 \div 4$ $320 \div 4$	$42 \div 7$ $420 \div 7$ $4,200 \div 7$	$28,000 \div 7$ $2,800 \div 70$ $28,000 \div 70$ $2.8 \div 7$ $0.28 \div 7$	$2.8 \div ? = 0.4$ $0.28 \div ? = 7$
Halving	Halve 8	Halve 16 Halve 80 Halve 90	Halve 84 Halve 92 Halve 140 Halve 130 Halve 800 $28 \div 4$	Halve 156 Halve 680 Halve 1,600 Halve 8,000 $64 \div 4$ $120 \div 8$	Halve 1,350 Halve 16,000 Halve 15.6 $500 \div 4$ $1,000 \div 8$	Apply halving to problem solving and algebra. $\frac{n}{2} + 7$
Dividing by Powers of 10	-	$70 \div 10$	$300 \div 10$	$360 \div 10$ $7 \div 10$ $45 \div 10$ $8 \div 100$ $76 \div 100$	$38.2 \div 10$ $3,672 \div 100$ $6,450 \div 1,000$	$76.62 \div 10$ $64.2 \div 100$ $782 \div 1,000$
Distributive Law	-	-	-	$48 \div 3$ $= 30 \div 3 + 18 \div 3$	$384 \div 6$ $= 360 \div 6 + 24 \div 6$	In Year 6, children will apply the distributive law of division to chunking.
Factorising	-	-	-	-	$460 \div 20$ $= 460 \div 10 \div 2$ or $= 460 \div 2 \div 10$	$120 \div 15$ $= 120 \div 3 \div 5$